

MBGLL 2009

1. Please rank how well you think MBGLL has done this year.						
	Excellent	Good	Satisfactory	Needs Improvement	Rating Average	Response Count
Overall Program	38.4% (28)	56.2% (41)	2.7% (2)	2.7% (2)	1.70	73
Your Town's SportsManager Account	17.6% (13)	58.1% (43)	16.2% (12)	8.1% (6)	2.15	74
Your Game Schedule	23.0% (17)	52.7% (39)	16.2% (12)	8.1% (6)	2.09	74
Umpires	13.5% (10)	44.6% (33)	33.8% (25)	8.1% (6)	2.36	74
Adjudication of Incidents	25.4% (15)	61.0% (36)	11.9% (7)	1.7% (1)	1.90	59
Rules Enforcement	18.6% (13)	52.9% (37)	20.0% (14)	8.6% (6)	2.19	70
Rules Card	23.3% (14)	56.7% (34)	15.0% (9)	5.0% (3)	2.02	60
Grade Waivers	18.8% (9)	62.5% (30)	18.8% (9)	0.0% (0)	2.00	48
US Lacrosse Coaches' Training	46.4% (32)	37.7% (26)	10.1% (7)	5.8% (4)	1.75	69
Rules Meetings	32.8% (20)	49.2% (30)	14.8% (9)	3.3% (2)	1.89	61
Round-table Discussions	20.4% (11)	57.4% (31)	16.7% (9)	5.6% (3)	2.07	54
Player Safety	46.5% (33)	47.9% (34)	2.8% (2)	2.8% (2)	1.62	71
Communication	42.3% (30)	49.3% (35)	5.6% (4)	2.8% (2)	1.69	71
Jamboree	48.5% (32)	36.4% (24)	7.6% (5)	7.6% (5)	1.74	66
MBGLL Board	42.9% (24)	48.2% (27)	5.4% (3)	3.6% (2)	1.70	56
MBGLL 's Geographical Divisions	29.0% (18)	46.8% (29)	16.1% (10)	8.1% (5)	2.03	62

	<i>answered question</i>	74
	<i>skipped question</i>	0

2. Please provide comments about MBGLL's services that you particularly enjoyed.		
		Response Count
		35
	<i>answered question</i>	35
	<i>skipped question</i>	39

3. Please provide suggestions on how to improve MBGLL's services.		
		Response Count
		40
	<i>answered question</i>	40
	<i>skipped question</i>	34

4. Please rank the effectiveness of the following communication methods that MBGLL used throughout the year.

	Excellent	Good	Satisfactory	Needs Improvement	Response Count
E-mail blasts	59.7% (43)	37.5% (27)	2.8% (2)	0.0% (0)	72
SportsManager Calendar of Events	32.9% (23)	42.9% (30)	21.4% (15)	2.9% (2)	70
MBGLL Web Site	34.3% (24)	54.3% (38)	8.6% (6)	2.9% (2)	70
Annual Meeting	29.4% (15)	56.9% (29)	13.7% (7)	0.0% (0)	51
Division Meeting	26.5% (13)	57.1% (28)	10.2% (5)	6.1% (3)	49
Rules Q. and A.	29.6% (16)	57.4% (31)	9.3% (5)	3.7% (2)	54
Round-Table Discussions	22.7% (10)	54.5% (24)	15.9% (7)	6.8% (3)	44
	<i>answered question</i>				72
	<i>skipped question</i>				2

5. Please list any other methods that you think MBGLL should use to better communicate.

	Response Count
	11
	<i>answered question</i>
	11
	<i>skipped question</i>
	63

6. How can MBGLL improve the communication between the board, division directors, and member towns?

		Response Count
		7
	<i>answered question</i>	7
	<i>skipped question</i>	67

7. Please answer the following questions regarding coaches' training.



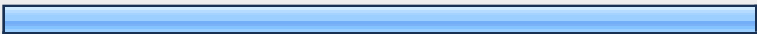







	Yes	No	N/A	Response Count
Does your town require coaches' certification?	34.9% (22)	63.5% (40)	1.6% (1)	63
If yes, US Lacrosse certification?	39.1% (18)	28.3% (13)	32.6% (15)	46
Do you require coaches to take training courses?	46.7% (28)	46.7% (28)	6.7% (4)	60
Did MBGLL offer adequate training opportunities?	75.4% (46)	23.0% (14)	1.6% (1)	61
Were the dates/locations for the US Lacrosse Coaches' Training Clinics convenient?	64.5% (40)	33.9% (21)	1.6% (1)	62
Have you taken a Positive Coaching Alliance Course?	51.6% (32)	48.4% (30)	0.0% (0)	62
Do you require all coaches in your town to take a Positive Coaching Alliance Course?	13.3% (8)	76.7% (46)	10.0% (6)	60
Do you require your coaches to attend the Rules Q. & A.	14.3% (9)	77.8% (49)	7.9% (5)	63
Do you require all coaches and assistant coaches over the age of 18 to be US Lacrosse Members?	82.0% (50)	16.4% (10)	1.6% (1)	61
Do you have any contacts with college coaches in the area?	23.0% (14)	75.4% (46)	1.6% (1)	61
If yes, may MBGLL contact them?				

(We are looking into additional training opportunities for MBGLL coaches.)	9.1% (3)	18.2% (6)	72.7% (24)	33
	<i>answered question</i>			64
	<i>skipped question</i>			10

8. What other forms of training do you offer your coaches?				
			Response Count	
			18	
	<i>answered question</i>			18
	<i>skipped question</i>			56

9. What other forms of training would you like MBGLL to offer to coaches?				
			Response Count	
			19	
	<i>answered question</i>			19
	<i>skipped question</i>			55

10. College Coaches' Contact Information (if applicable)

		Response Percent	Response Count
College		66.7%	2
Division		33.3%	1
Name of Contact		66.7%	2
Job Title of Contact		33.3%	1
E-mail		66.7%	2
Phone Number		33.3%	1
Your Name		66.7%	2
Your e-mail		100.0%	3
Your phone number		100.0%	3
Your town		100.0%	3
		<i>answered question</i>	3
		<i>skipped question</i>	71

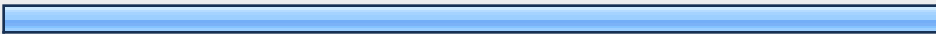

11. Please rank the following questions regarding your 2008-2009 playing schedule.

	Excellent	Good	Satisfactory	Needs Improvement	N/A	Response Count
Travel Distance	14.1% (9)	56.3% (36)	20.3% (13)	9.4% (6)	0.0% (0)	64
Level of Competition	15.9% (10)	68.3% (43)	12.7% (8)	3.2% (2)	0.0% (0)	63
Teams traveling together	8.2% (5)	42.6% (26)	18.0% (11)	11.5% (7)	19.7% (12)	61
Time between games	10.9% (7)	42.2% (27)	15.6% (10)	23.4% (15)	7.8% (5)	64
Number of home games	20.3% (13)	60.9% (39)	7.8% (5)	10.9% (7)	0.0% (0)	64
Timely release of schedule	14.1% (9)	54.7% (35)	17.2% (11)	12.5% (8)	1.6% (1)	64
Number of byes	14.3% (9)	22.2% (14)	7.9% (5)	3.2% (2)	52.4% (33)	63
	<i>answered question</i>					64
	<i>skipped question</i>					10

12. Please tell us how well your schedule worked this year.

	Response Count
	36
	<i>answered question</i>
	36
	<i>skipped question</i>
	38

13. Would you like the league to offer different types of playing levels?			
	Yes	No	Response Count
Select League	47.1% (24)	52.9% (27)	51
Highly skilled League	60.0% (33)	40.0% (22)	55
Experienced, but non-competitive	54.2% (26)	45.8% (22)	48
New/recreational	58.3% (28)	41.7% (20)	48
		Other (please specify)	11
		<i>answered question</i>	59
		<i>skipped question</i>	15

14. Do you have an interest in a league type scheduling? (MBGLL would set up leagues with a certain number of teams [ie. 8 teams] and the teams would play each other once during the year.)			
		Response Percent	Response Count
Yes		82.8%	48
No		17.2%	10
		<i>answered question</i>	58
		<i>skipped question</i>	16

15. Please list in order of priority (1 lowest, 4 highest)					
	1	2	3	4	Response Count
Playing competitive teams	29.5% (18)	19.7% (12)	21.3% (13)	29.5% (18)	61
Short driving distances	15.3% (9)	28.8% (17)	33.9% (20)	22.0% (13)	59
Block scheduling (all teams in your town travel together)	30.5% (18)	20.3% (12)	23.7% (14)	25.4% (15)	59
League scheduling	16.7% (10)	35.0% (21)	23.3% (14)	25.0% (15)	60
	<i>answered question</i>				62
	<i>skipped question</i>				12

16. Please offer other scheduling suggestions.	
	Response Count
	11
	<i>answered question</i>
	11
	<i>skipped question</i>
	63

17. Please answer the following questions regarding rules.			
	Yes	No	Response Count
Did you use the rules card that MBGLL created?	69.8% (44)	30.2% (19)	63
Did the umpires know the youth rules adequately?	61.3% (38)	38.7% (24)	62
	<i>answered question</i>		64
	<i>skipped question</i>		10

18. Please list any concerns that you have with current Mass Bay Girls' Lacrosse League's or US Lacrosse League's rules.		
		Response Count
		22
	<i>answered question</i>	22
	<i>skipped question</i>	52



19. What other (if any) rules do you think that MBGLL should adopt?		Response Count
		11
	<i>answered question</i>	11
	<i>skipped question</i>	63



20. Please answer the following questions regarding MBGLL's Jamboree.

	Yes	No	Response Count
Do you like having the jamboree at the end of the season?	94.8% (55)	5.2% (3)	58
Would you prefer a jamboree mid-season?	28.6% (16)	71.4% (40)	56
Would you like the ability to register for the jamboree at the same time that you register your teams at the beginning of the season?	55.4% (31)	44.6% (25)	56
Would you attend a jamboree session on a Friday evening?	48.2% (27)	51.8% (29)	56
Would you attend a jamboree session on a Saturday evening?	54.5% (30)	45.5% (25)	55
Was the umpiring adequate?	85.7% (48)	14.3% (8)	56
Were the bathroom facilities adequate?	78.9% (45)	21.1% (12)	57
Were the food concessions adequate?	75.5% (40)	24.5% (13)	53
Did you like the vendor selection?	86.8% (46)	13.2% (7)	53
Did you look at the "For Coaches" jamboree page on MBGLL's web site prior to arriving?	87.5% (49)	12.5% (7)	56
Was there adequate signage at the site?	87.0% (47)	13.0% (7)	54



23. Please answer questions regarding the US Lacrosse National Youth Festival.			
	Yes	No	Response Count
Do you know what the US Lacrosse Youth Festival is?	53.1% (34)	46.9% (30)	64
Would your town have an interest in sending a player to try out for the youth festival?	76.5% (39)	23.5% (12)	51
Would your town have an interest in sponsoring a player to travel to the youth festival?	45.7% (21)	54.3% (25)	46
Would you volunteer to help organize the youth festival?	10.2% (5)	89.8% (44)	49
	<i>answered question</i>		64
	<i>skipped question</i>		10

24. How many 8th graders play on your town's 7/8 team(s)?				
		Response Average	Response Total	Response Count
Number		20.33	996	49
	<i>answered question</i>			49
	<i>skipped question</i>			25

25. Does your high school have a JV team?			Response Percent	Response Count
Yes			88.1%	52
No			11.9%	7
			<i>answered question</i>	59
			<i>skipped question</i>	15



26. Do you think your town can support a 9/10 team			Response Percent	Response Count
Yes			33.3%	17
No			66.7%	34
			<i>answered question</i>	51
			<i>skipped question</i>	23





27. What is the name of your town?		Response Count
		49
<i>answered question</i>		49
<i>skipped question</i>		25

28. Mass Bay Girls' Lacrosse League is completely run by volunteers (with the exception of the Executive Director). Are you able to devote some time to help run MBGLL?			Response Percent	Response Count
Yes			8.0%	4
No			92.0%	46
<i>answered question</i>				50
<i>skipped question</i>				24



29. The following MBGLL board positions are vacant for the 2009-2010 season. Please click on the positions that you are interested in volunteering for.

	Yes	No	Response Count
MetroNorth Division Director	3.8% (1)	96.2% (25)	26
MetroWest Division Director	4.0% (1)	96.0% (24)	25
Treasurer	0.0% (0)	100.0% (25)	25
Scheduling Director	3.8% (1)	96.2% (25)	26
Deputy Scheduling Director	3.8% (1)	96.2% (25)	26
New Programs Director	0.0% (0)	100.0% (25)	25
Member at Large	3.8% (1)	96.2% (25)	26
Clerk/Secretary	0.0% (0)	100.0% (25)	25
Youth Festival Director	0.0% (0)	100.0% (25)	25
Jamboree Site Coordinator	0.0% (0)	100.0% (25)	25
	<i>answered question</i>		27
	<i>skipped question</i>		47

30. Would you like someone to contact you about volunteering on MBGLL's board?			Response Percent	Response Count
Yes			6.5%	3
No			93.5%	43
			<i>answered question</i>	46
			<i>skipped question</i>	28

31. If you would like someone to contact you about volunteering on MBGLL's board, please answer the following questions.			Response Percent	Response Count
Your Name			100.0%	4
Your E-mail Address			100.0%	4
Your Phone Number			100.0%	4
Your Town			100.0%	4
			<i>answered question</i>	4
			<i>skipped question</i>	70

32. What else would you like MBGLL to offer?		Response Count
		6
	<i>answered question</i>	6
	<i>skipped question</i>	68

33. What would you prefer?			Response Percent	Response Count
a. To not play the first weekend of April school vacation and extend the season one week to June 20, 2010.			35.7%	20
b. To play both weekends of April school vacation and end the season as usual on June 13, 2010.			64.3%	36
		<i>answered question</i>		56
		<i>skipped question</i>		18

34. Other Comments/Suggestions?		Response Count
		11
	<i>answered question</i>	11
	<i>skipped question</i>	63